

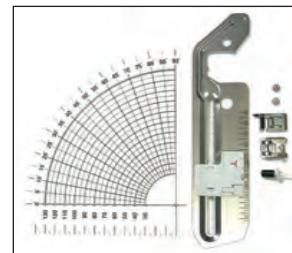
Bring fashion to life

Optional extras



Wide table

Expand the sewing area with this extra-large extension table. Ideal for large quilting and sewing projects. The table includes a measurement guide and storage area for your knee lift.



Circular attachment

With the measured circular attachment, you can create arcs, concentric circles and more. Use the braiding and cording feet to add those all-important finishing touches, like decorative trims and threads.



Free-motion grip

Enjoy the freedom of free-motion embroidery. Grip the fabric securely while moving it easily under the needle.



Side cutter

Create the perfectly cut edges of an overlocker with the side cutter. Cut overcast and fabric edges simultaneously. Get creative with measured and finished straight or zigzag fabric edges.



Non-stick foot

For fabrics which may stick to the bottom of the foot such as leather, etc.



Stitch in the ditch foot

For sewing quilt bindings or concealed seams on clothes.



Multi-function foot controller

Multi-function foot pedal with heel kick. Heel-kick function can be set out of following four functions, on the machine's setting screen.

Choose from:

- Thread cutter
- Sewing one stitch
- Reverse stitch
- Needle up/down




Bobbin work

Create reverse 'upside down' sewing with speciality decorative threads that don't fit through the eye of the needle.



Open toe quilting foot

The large opening on the front of the foot gives you wide visibility of the needle area. Use for free-motion, outline quilting, etc.



Ruffler foot

In lightweight fabrics, easily create ruffling or pleats with evenly spaced tucks and gathers. Adjusting the tuck intervals is simplicity itself.



Candlewicking foot

For sewing candlewick stitch.



5 Groove pin tuck foot

For making pin tuck with large interval.

For more information, see your dealer or visit www.brothersewing.eu.

Contact:

Follow [brothersewinguk](https://www.brothersewinguk.com)



brother
at your side

Brother Sewing Machines Europe GmbH UK Branch
Shepley Street, Audenshaw, Manchester M34 5JD
www.brothersewing.eu

Innov'is NV1100 & NV1300

brother
at your side

Specification correct at time of going to print. Printed in UK 2014.08. #NV1100_1300_EN

Innov'is NV1100 & NV1300

Spacious, feature-packed powerful sewing and quilting machines.

- Large 210mm work space to the right of the needle
- SFDS – Square Feed Drive System
- Advanced needle threader
- Knee lift

Get even more creative

Tackle larger projects with ease and put your creative stamp on fashion and furnishings.

The Innov-is NV1100 and NV1300 come with a generous work area – great for quilts. Other exciting new features allow you to tackle a wide range of creative projects, so now it's easy to put your own stamp on fashion and soft furnishings.

You'll love the smooth, accurate feed from the advanced Square Feed Drive System. You can save your own decorative stitches to memory and, with Direct Stitch Selection, you simply key in the stitch number you need. What could be easier?




- ### Key features
- Large 210mm work space to the right of the needle. Ideal for large sewing projects such as quilts, curtains, etc.
 - Clear LCD screen showing stitch details and settings.
 - Direct stitch selection – simply key in the number of the required stitch.
 - My Custom Stitch allows you to design your own decorative stitches and save them to memory for future use.




Features and functions







LED lighting
Super bright LED lighting lights your work area effectively.




Knee lift
Free up your hands by using the knee lift to raise/lower the presser foot. Ideal for working on larger projects such as quilts.




SFDS
Square Feed Drive System gives a smooth even feeding action for superior stitch quality on any weight of fabric.



Lock stitch button
At the touch of a button, tie-off stitches can be easily sewn at the beginning and end of the stitch.



Drop-in bobbin
Simply drop in a full bobbin, follow the thread guide and you are ready to sew.



Customised settings
Allows you to adjust the stitch width, length, and thread tension to your personal preference and save these to memory for future use.



Feature	Benefit	NV1100	NV1300
Built-in stitches*	Wide choice of utility and decorative stitches.	140	184
One step buttonhole styles	One step 'auto size' buttonhole function creates perfectly uniform buttonholes.	10	10
Automatic needle threading	Simple and quick needle threading by lowering the lever.	✓	✓
Quick set bobbin	Just drop in a full bobbin and you are ready to sew.	✓	✓
Accessory compartment	Convenient storage compartment for accessories.	✓	✓
LED sewing lights	The work area is lit by bright LED lighting.	✓	✓
Presser foot levelling button	Ensures the presser foot is kept level for smooth stitching across varying fabric thicknesses.	✓	✓
SFDS	Square Feed Drive System provides smooth, even feeding action for superior stitch quality on any weight of fabric.	✓	✓
Drop feed	The feed is easily lowered for free motion or free hand sewing – useful for quilting.	✓	✓
F.A.S.T. bobbin winding system	'Fast And Simple Threading' makes winding bobbins quick and easy.	✓	✓
Needle stop position	Select whether the needle should be up or down when the machine stops. Useful for turning fabric, sewing corners or joining quilt pieces.	✓	✓
Lock stitch button	Tie-off stitches can be sewn at the beginning and end of the stitch. When pressing the lock stitch key while sewing a decorative stitch, the machine will stop automatically after completing the motif.	✓	✓
LCD display screen	Large clear screen displays stitch details, including stitch length and width and the type of presser foot required.	✓	✓
Error messages	Alerts you to incorrect settings.	✓	✓
Upper thread tension adjustment	Adjust the thread tension according to the fabric thickness and stitch being used.	✓	✓
Handy central controls	Control buttons in one convenient location.	✓	✓
Hard case	A sturdy hard case protects the machine when not in use.	✓	✓
Snap-on presser feet	Quickly and easily change presser feet.	✓	✓
Slide speed control	Adjust the sewing speed from slow to fast. This can also be used to adjust the stitch width whilst sewing.	✓	✓
Stitch reference guide	Choose the required stitch from this useful chart inside the top cover.	✓	✓
Needle mode selection key (Single/Twin)	Easily switches between single and twin needle sewing.	✓	✓
Initial needle position function	Sets the needle position to the left or centre, making it easy to sew from the desired position.	✓	✓
Lettering upper case	Upper case lettering style.	✓	✓
Lettering lower case	Lower case lettering style.	-	✓
Combining patterns	Create your own stitch combinations and save them to memory for future use.	✓	✓
Mirror imaging	Create a mirror image of your stitch pattern to achieve an even greater variety of stitches.	✓	✓
Repeated or single sewing	Choose to sew a stitch pattern once or repeatedly.	✓	✓
Vertical pattern adjustment	Adjust the length of decorative stitch patterns.	✓	✓
Knee lift	Raise/lower the presser foot using the knee lift, enabling you to keep both hands on the fabric. Ideal when working on larger projects such as quilts.	✓	✓
Sideways feed	Sews in up to 4 directions. Sews extra large 40mm wide side feed decorative stitches.	-	✓
Automatic thread tension	Automatically senses the fabric thickness and adjusts the thread tension.	-	✓
Walking foot	Ensures an even feed action when sewing multiple layers of fabric.	option	option

*including buttonhole styles