

Sewing and embroidery

Our handy guide to finding your perfect Brother sewing and embroidery machine.



Embroidery only machines



Combination embroidery, sewing and quilting machines




Semi-professional embroidery machines



Create individuality with stunning embroidery


Artspira



Innov-is M380ED
Sewing and embroidery


- 100 x 100mm (4" x 4") embroidery area
- 200 built-in embroidery patterns, inc. 65 Disney
- 11 built-in fonts
- 160 mm (6.2") workspace
- 181 sewing stitches, inc. 10 buttonholes
- 10 embroidery and 4 sewing fonts
- My Custom Stitch™
- Advanced needle threader
- Colour touchscreen
- Wireless connection to connect to Artspira creative app
- Hard case

Artspira



Innov-is F540E
Embroidery

- 180 x 130mm (7" x 5") embroidery area
- 193 built-in patterns and 13 fonts
- Advanced needle threader
- Jump stitch trimmer
- Colour LCD touchscreen
- Colour sorting
- Wireless connection



Artspira



Innov-is F580
Sewing and embroidery

As Innov-is F540E, plus:

- 190mm (7.4") workspace
- 241 sewing stitches, 10 buttonholes, plus 5 fonts
- My Custom Stitch™
- Automatic thread cutter
- Multi-directional feed system
- Knee lift
- Hard case



Enjoy extra space with our long arm machines



Innov-is V3 Limited Edition
Embroidery

- 300 x 200mm (11.8" x 7.87") embroidery area
- 224 built-in patterns and 17 fonts inc. Cyrillic and Japanese
- Automatic needle threader
- LED pointer for precision positioning
- Auto jump stitch trimmer
- 1,050 stitches per minute
- Independent bobbin winding
- Large LCD touchscreen – inc. on-screen editing



Innov-is V5 Limited Edition
Sewing, quilting and embroidery

As V3LE (except LED pointer which is an optional purchase) plus:

- 285mm (11.2") long arm
- 656 sewing stitches inc. 14 buttonholes
- Lockstitch button
- Square Feed Drive System (SFDS) for smooth feeding
- ICAPS fabric thickness sensor
- Pivot function
- Sideways feed
- Auto presser foot up/down
- Knee lift

Bigger, faster, smarter


Artspira



Innov-is NV880E
Embroidery

- 260 x 160mm (10" x 6") embroidery area
- 258 built-in patterns and 13 fonts
- Multi-line text entry and editing
- Advanced needle threader
- LED pointer for precision positioning
- Auto jump stitch trimmer
- Colour sorting
- Colour LCD touchscreen
- Wireless connection to connect to Artspira creative app and Design Database Transfer

Artspira



Innov-is NV2700
Sewing and embroidery

As Innov-is NV880E plus:

- 291 sewing stitches inc. 10 buttonholes
- My Custom Stitch™
- Square Feed Drive System (SFDS) for smooth feeding
- Sideways feed – sew decorative stitches up to 40mm wide
- Pivot function
- ICAPS fabric thickness sensor
- Walking foot included
- Knee lift

Artspira

5

YEARS
 OF
 INNOVATION

NEW

STELLAIRE 2

Innov-is XE2

Embroidery

- Extra-large embroidery area: 360 x 240mm (14 x 9.5")
- 889 built-in patterns, inc. 101 Disney
- 26 embroidery fonts (24 alphabet and 2 Cyrillic)
- Monogram alphabets, inc. candle wicking design
- 17 embroidered buttonholes
- Couching embroidery function, foot and patterns included
- Auto jump stitch thread trimmer with thread wiper
- Automatic needle threader
- Automatic thread tension
- Start/stop button
- LED pointer and two-point positioning for precise placement
- My Design Center – advanced design editing, flip, rotate, drag/drop, zoom up to 800%, add text and more
- Stitch to Block – change embroidery size while keeping stitch density

- My Design Snap app – convert images into embroidery data/ use as placement tool
- Advanced colour shuffling – save up to 9 of your favourite palettes
- Matrix setting – automatically place repeated designs for perfect layout
- No-fuss stippling, echo quilting and decorative fill
- My Stitch Monitor – view progress of your stitching via app
- 1,050 stitches per minute
- 10.1" high resolution HD LCD screen
- Wireless connection to connect to Artspira creative app and other Brother apps
- USB port
- Built-in movie tutorials and MP4 upload function
- 5-year warranty

My Design Snap App

1. Snap

2. Convert

3. Embroider

Artspira

5

YEARS
 OF
 INNOVATION

NEW

STELLAIRE 2

Innov-is XJ2

Sewing, quilting and embroidery

As XE2, plus:

285mm (11.25") workspace

760 built-in stitches inc. 16 buttonholes and 4 fonts (3 alphabet, 1 Cyrillic)

20 built-in stitch tapering stitches

3 sashiko stitches

My Custom Stitch™ – combine/edit custom stitches, inc. 185 sample stitches

Laser sewing guideline – 19mm side shift capability

Lockstitch button

Pivot function

Square Feed Drive System (SFDS) for smooth feeding

ICAPS fabric thickness sensor

Automatic presser foot pressure inc. during free motion

Automatic presser foot functions – auto foot down using Start/stop button, knee lift and foot pedal

Direct dual feed foot included

Straight stitch needle plate and foot included

Easy-access needle plate and newly designed multi-tool

New N+ foot for monogramming included

© Disney



LUMINAIRE Innov-is XP3

Sewing, quilting and embroidery

Built-in projector with StitchVision technology

High-resolution camera and scanner with InnovEye Technology

408 x 272mm (16 x 10.7") embroidery area

330mm (13") super long arm

Over 1500 built-in patterns, inc 192 Disney

Couching embroidery function, foot and patterns included

844 sewing stitches, inc 10 Disney

My Design Center – advanced design editing, flip, rotate, drag/drop, zoom up to 800%, add text and more

Convert scanned line art into embroidery data

Auto stipple and custom draw stippling

Needle drop precision laser pointer

Central controls – start/stop, lockstitch, needle down, foot down, slide speed control and thread cutter

Lever-less, camera-detecting buttonholes

End point sewing function

Stitch tapering

Edge sewing sensor

Pivot function

Square Feed Drive System (SFDS) for smooth feeding

Automatic needle threader

Auto jump stitch trimmer and wiper

Colour shuffling and enhanced palettes

ICAPS fabric thickness sensor

1,050 stitches per minute

One action, quick release needle plate

Programmable multi-function foot controller

256mm (10.1") high-resolution IPS LCD touch screen


Ultra-bright, fully adjustable lighting

Wireless capability to work with Brother apps: Artspira, My Design Snap, My Stitch Monitor and PE-Design 11

USB ports

Magnetic, foldable spool stand

Direct dual-drive foot, advanced N+ foot included



Extra large embroidery area

Make your projects larger than life with the 408 x 272 mm (16 x 10.7"), the largest that Brother currently offers.



Large connect designs

When you want to 'go big' on your next embroidery project, the five built-in large connect embroidery designs are a great starting point.



Built-in projector

With high-resolution camera and StitchVision technology, you'll see designs come alive on your fabric. Get it right first time with projected guidelines and needle drop pointer.



2-in-1 sensor pen

Use the innovative 2-in-1 sensor pen to make adjustments to your stitches, directly onto your fabric.



See it, scan it, sew it

Automatically create beautiful embroidery from hand-drawn designs, graffiti, pattern templates or even your signature. Customise on fabric, on screen and via connected apps.



Built for quilters

With Brother's largest workspace, oversize projects can be sewn in comfort, as well as edge to edge quilting and other Quiltbroinery features.



Enchanted Disney

192 exclusive built-in embroidery designs and 10 fun Disney decorative stitches.



Superior sewing features

Stitch with consistent quality, tie-off stitches at the touch of a button, feed denims and silks with ease, automatically sew buttonholes.

Up your game, let's get down to business



VR embroidery machine

Single needle embroidery with free-motion quilting capability

- 200 x 200mm embroidery area
- 305 built-in patterns and 20 fonts
- On-screen pattern editing
- Unlimited space with the completely free arm
- LED pointer for precision positioning
- Free motion sewing and quilting capability
- Colour sorting function
- Includes wide table to support large projects
- Included small frames for pockets and sleeves
- Optional cap frame



Large 200 x 200mm embroidery area
Add personal touches to items such as towels, bags, clothes, sports kit and much more.



Large 7" colour LCD touchscreen display
Mirror, rotate, resize, recolour and add multiple line lettering.




NEW

PR1 embroidery machine

Single needle embroidery

- 300 x 200mm (12 x 8") embroidery area
- 355 built-in embroidery patterns
- 33 built-in embroidery fonts inc. NEW 3D puff font
- Graffiti alphabet and designs
- Two built-in full Eastern European fonts
- On-screen pattern editing
- Compatibility with PR embroidery frame range
- Flexible working space with the free arm
- Colour sorting function
- Two-point positioning function with crosshair laser LED for precision positioning
- Lower tension mechanism



Laser crosshair positioning
See exactly where the needle will drop and adjust the position accurately with the built-in laser crosshair function.



33 built-in fonts
New and updated fonts and alphabets, including a 3D puff and two full Eastern European fonts.

Semi-professional machines with free-arm embroidery

Artspira



Entrepreneur PR680W

Six needle embroidery

- 300 x 200mm embroidery area
- 763 built-in patterns, inc. 50 fonts and monograms
- On-screen pattern editing
- 6 needles, each with their own customisable settings
- Large crosshair LED for precision positioning
- Industrial acceleration – up to 1,000 stitches per minute
- Automatic colour change, needle threader and thread trimmer
- Basting outline feature
- Built-in stitch simulator
- 10.1" built-in HD LCD touchscreen display
- Wireless connectivity
- Smart stitch management – My Stitch Monitor
- 24 built-in video tutorials – learn as you go
- Ability to connect up to 10 machines with optional PE-Design 11 software



Large embroidery area
Get flexible with the 300 x 200mm embroidery area and the wide variety of frames (included and optional).



Cylinder arm
Easily embroider tricky items such as caps, tote bags, sleeves, trouser legs and other smaller, tubular items.



Customise designs on screen
Enjoy comprehensive design capabilities including text arrangement, pattern rotation in 0.1, 1, 10 and 90 degree increments, add lettering, adjust sizes and combine designs.

Artspira



Entrepreneur PR1055X

Ten needle embroidery

Extra-large 360 x 200mm embroidery area

1184 built-in patterns and 37 fonts, inc. monogram fonts

Built-in InnovEye camera sensor – precision positioning and on-screen preview

Automatic colour change, needle threader and thread trimmer

My Design Center – on-screen embroidery editing

Multi-line text entry and editing

Appliqué feature

No sew function

Colour sorting

Variable speed up to 1,000 stitches per minute

My Stitch Monitor App – smart stitch management

Echo quilt function

Quilt sashing – easily connect border sections

10.1" LCD touch screen

Connect up to 10 machines with optional PE-Design 11 software

Wireless connectivity

USB ports for PC and USB drive



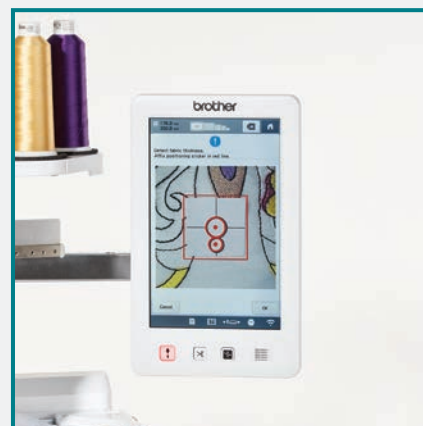
My Design Center

Create your own embroidery designs quickly and easily! Make your own designs from clip art, image files or by drawing directly onto the large touchscreen.



Versatile accessories

With an extra-large, 360 x 200mm embroidery area you can really stretch your creative output. Combine that with the PR range of embroidery frames (included and optional) and you can increase your output to cover a multitude of different items.



InnovEye positioning sensor

Get a live, real-time camera view of the needle area and see your embroidery design superimposed on your fabric. Scan your fabric or garment, preview your design on-screen, and you're ready to embroider. It works with the optional cap and cylinder frames for tight spaces.




Make it yours!

Perfect for makers of all skill levels, Artspira is an all-in-one design platform. The perfect combination of art + inspiration, with Artspira you can transform your great ideas into personalised projects and custom crafts.

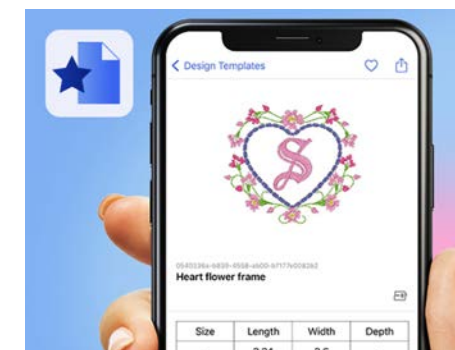
Your ideas are all it takes

Artspira connects with any Brother wireless enabled embroidery and ScanNCut DX machine. You can easily edit, design, and create on-the-go, then transfer your ideas to your machines. For download instructions and software requirements, scan the QR code.



Embroidery design

Use your mobile device to create one-of-a-kind embroidery designs that are as unique and beautiful as you are.



Design templates

Includes editable text for endless personalisation options.



Design editors for cutting and embroidery

Easy to use editing tools help you create and customise cutting and embroidery designs to your liking.

More Brother innovation



Keep track of your embroidery with the **My Stitch Monitor** mobile app on your iOS or Android™ device. Walk away from your machine and be notified via your mobile device when you need to change threads or if your project has finished stitching.



Transfer images wirelessly with the **My Design Snap** mobile app. Select a picture of line art or an illustration from your iOS or Android™ mobile device and send it wirelessly to your Luminaire or Stellaire.



At Brother we're always 'At your side' and will be with you every step of your crafting journey. Our **Support App** is only a click away, so download today.

Feature	Innov-is M380D	Innov-is F540E	Innov-is F580	Innov-is 880E	Innov-is 2700	Innov-is V3LE	Innov-is V5LE	Innov-is XE2 <small>NEW</small>	Innov-is XJ2 <small>NEW</small>	Innov-is XP3
Needle threading system	Advanced	Advanced	Advanced	Advanced	Advanced	Advanced electronic	Advanced electronic	Advanced electronic	Advanced electronic	Advanced electronic
Maximum embroidery speed	400	650	650	850	850	1050	1050	1050	1050	1050
Embroidery area	100 x 100mm (4 x 4")	180 x 130mm (7 x 5")	180 x 130mm (7 x 5")	260 x 160mm (10 x 6")	260 x 160mm (10 x 6")	300 x 200mm (11.8 x 7.87")	300 x 200mm (11.8 x 7.87")	360 x 240mm (14.17 x 9.44")	360 x 240mm (14.17 x 9.44")	408 x 272mm (16 x 10.7")
Built-in patterns	200 (inc. 65 Disney)	193	193	258	258	224	224	889	889	1,554
Number of hoops included	1	1	2	3	2	2	2	2	2	4
Number of spool holders	2	1	2	1	2	2	2	2	2	4
Embroidery positioning	Via LCD	Via LCD	Via LCD	Via LCD	Via LCD	Via LCD	Via LCD	My Design Snap App	My Design Snap App	Camera sensor
Lettering styles	4 sewing 10 embroidery	13 embroidery	5 sewing 13 embroidery	13 embroidery	5 sewing 13 embroidery	17 embroidery	5 sewing 17 embroidery	26 embroidery	4 sewing 26 embroidery	4 sewing 28 embroidery
Stitches, excluding lettering	181	-	241	-	291	-	656	-	760	884
Maximum sewing speed	710	-	850	-	850	-	1050	-	1050	1050
Number of buttonholes	10	-	10	-	10	-	14	-	16	16
Needle positions	15	-	15	-	15	-	29	-	29	57
Drop feed	Manual	-	Manual	-	Manual	-	Electronic	-	Electronic	Electronic
Pattern rotation	✓	✓	✓	✓	✓	✓	✓	✓	✓	✓
Automatic thread cutter	✓	✓	✓	✓	✓	✓	✓	✓	✓	✓
Drop in bobbin	✓	✓	✓	✓	✓	✓	✓	✓	✓	✓
USB port	Memory stick	Memory stick	Memory stick	Memory stick	Memory stick	PC and memory stick	PC and memory stick	PC and memory stick	PC and memory stick	PC and memory stick
Upper thread sensor	✓	✓	✓	✓	✓	✓	✓	✓	✓	✓
Lower thread sensor	✓	✓	✓	✓	✓	✓	✓	✓	✓	✓
My Custom Stitch™	✓	-	✓	-	✓	-	✓	-	✓	✓
Basting	-	-	Sew	-	Sew	Embroidery	Sew and Embroidery	Embroidery	Sew and embroidery	Sew and embroidery
Knee lift	-	-	✓	-	✓	-	✓	-	✓	✓
Independent bobbin winding	-	-	-	-	-	✓	✓	✓	✓	✓
40mm wide side feed stitches	-	-	✓	-	✓	-	✓	-	✓	✓
Resume function	✓	✓	✓	✓	✓	✓	✓	✓	✓	✓
Cuts jump stitches	-	✓	✓	✓	✓	✓	✓	✓	✓	✓
Pivot function	-	-	-	-	✓	-	✓	-	✓	✓
ICAPS	-	-	-	-	✓	-	✓	-	✓	✓
Drag and drop pattern placement	✓	✓	✓	✓	✓	✓	✓	✓	✓	✓
Multi-directional feed system	-	-	✓	-	✓	-	✓	-	✓	✓ Up to 58mm
Direct dual feed	-	-	-	-	-	-	Optional	-	✓	✓
Laser guideline	-	-	-	-	-	-	-	-	✓	✓ Projector
LED pointer embroidery foot	-	-	-	✓	✓	✓	Optional	✓	✓	✓ Projected pointer
Appliqué Creator	-	-	-	-	-	-	-	✓	✓	✓
My Design Center	-	-	-	-	-	-	-	✓	✓	✓ Enhanced
Colour shuffle	-	-	-	-	-	-	-	✓	✓	✓
My Design Snap App	-	-	-	-	-	-	-	✓	✓	✓
Wireless connection	✓	✓	✓	✓	✓	-	-	✓	✓	✓